



Expanding Footprint in NE Queensland Au Sb belts

August 2025
Investor Presentation

ASX:PGO
pacgold.com.au



Disclaimer

PURPOSE OF THIS DOCUMENT

This presentation has been prepared by Pacgold Limited ("PGO") for general information purposes only using the information available to PGO at the time of publication. This presentation does not purport to be all-inclusive or to contain all the information that you or any other party may require to evaluate the prospects of PGO.

NO RELIANCE

The information contained in this presentation is not investment, tax, accounting, legal or financial product advice and is not intended to be used as the basis for making any investment decision. The presentation has been prepared without taking into account the investment objectives, financial situation or particular needs of any particular person. To the fullest extent permitted by law, PGO, its related bodies corporate and their representatives expressly disclaim liability for any loss or damage arising in respect of your reliance on the information contained in this presentation (including your reliance on the accuracy, completeness or reliability of that information), or any errors in or omissions from this presentation, including any liability arising from negligence.

EXCLUSION OF REPRESENTATIONS OR WARRANTIES

No representation or warranty, express or implied, is made as to the fairness, accuracy, completeness or correctness of the information, opinions and conclusions contained in this presentation. To the maximum extent permitted by law, none of PGO's directors, employees or agents, nor any other person accepts any liability, including, without limitation, any liability arising out of fault or negligence, for any loss arising from the use of the information contained in this presentation. In particular, no representation or warranty, express or implied is given as to the accuracy, completeness or correctness, likelihood of achievement or reasonableness of any forecasts, prospects or returns contained in this presentation nor is any obligation assumed to update such information. Such forecasts, prospects or returns are by their nature subject to significant uncertainties and contingencies. Before making any investment decision, you should consider whether an investment is appropriate in light of your particular investment needs, objectives and financial circumstances. Past performance is no guarantee of future performance. You should seek professional advice from your accountant, financial adviser, stockbroker, lawyer or other professional adviser before making any investment decision.

FORWARD LOOKING INFORMATION

Certain statements in this presentation constitute "forward looking information" that is based on expectations, estimates and projections as of the date of this presentation. This forward-looking information includes, among other things, statements with respect to PGO's business strategy, plan, development, objectives, performance, outlook, growth, cash flow, projections, targets and expectations, and exploration results. Generally, this forward-looking information can be identified by the use of forward-looking terminology such as 'outlook', 'anticipate', 'project', 'target', 'likely', 'believe', 'estimate', 'expect', 'intend', 'may', 'would', 'could', 'should', 'scheduled', 'will', 'plan', 'forecast', 'evolve' and similar expressions. These statements are subject to risks and uncertainties. The forward-looking information should not be relied upon as representing the view of PGO after the date of this presentation. PGO has attempted to identify important factors that could cause actual actions, events or results to differ materially from those current expectations described in the forward-looking information. There can be no assurance that the forward-looking information will prove to be accurate, as actual results and future events could differ materially from those anticipated in such statements. Accordingly, the reader should not place undue reliance on the forward-looking information. PGO disclaims any intent or obligations to or revise any forward-looking statements whether as a result of new information, estimates, or options, future events or results or otherwise, unless required to do so by law.

ALICE RIVER MAIDEN RESOURCE ESTIMATE

This presentation contains references to the Maiden Alice River project Resource Estimate which has been extracted from PGO's ASX announcement 6th May 2025 "Alice River Project Maiden MRE" PGO confirms that all material assumptions and technical parameters underpinning the mineral resource estimates in the original announcement continue to apply and have not materially changed

EVENTS AFTER THE DATE OF THIS DOCUMENT

Statements in this presentation are made only as of the date of this presentation unless otherwise stated and the information in this presentation remains subject to change without notice. PGO is not responsible for updating nor undertakes to update this presentation.

NO NEW EXPLORATION INFORMATION

Exploration Results referred to in this presentation were first reported in accordance with ASX Listing Rule 5.7 in the Company's announcements dated 14th April 2025, 23rd April 2025, 6th May 2025, 16th June 2025 and 18th August 2025. Pacgold confirms that it is not aware of any new information or data that materially affects the information included in the original announcements. The Company confirms that the form and context in which the Competent Persons' findings are presented have not been materially modified from the original market announcements.

COMPETENT PERSONS STATEMENT

The information in this document that relates to Exploration Results is based on, and fairly represents, information compiled or reviewed by Mr Geoff Lowe, who is a Member of The Australian Institute of Mining and Metallurgy. Mr Lowe is PGO's Exploration Manager and holds shares and options in PGO. Mr Lowe has sufficient experience which is relevant to the style of mineralisation and type of deposit under consideration and to the activity which he is undertaking to qualify as a Competent Person as defined in the 2012 Edition of the 'Australasian Code for Reporting of Exploration Results, Mineral Resources and Ore Reserves'. Mr Lowe consents to the inclusion in the public report of the matters based on his information in the form and context in which it applies. The information in this presentation that relates to estimation and reporting of Mineral Resources for the Alice River Gold Project is based on information compiled by Mr Brian Fitzpatrick. Mr Fitzpatrick is a member of the Australasian Institute of Mining and Metallurgy and has sufficient experience which is relevant to the style of mineralisation and type of deposit under consideration and to the activity which he is undertaking to qualify as a Competent Person (CP) as defined in the 2012 Edition of the Australian Code for Reporting of Exploration Results, Mineral Resources and Ore Reserves (the JORC Code). Mr Fitzpatrick is a full time employee of Cube Consulting Pty Ltd, which specialises in mineral resource estimation, evaluation and exploration. Neither Mr Fitzpatrick nor Cube Consulting Pty Ltd holds any interest in Pacgold, its related parties, or in any of the mineral properties that are the subject of this announcement. Mr Fitzpatrick consents to the inclusion in this announcement of all technical statements based on his information in the form and context in which it appears.

Corporate Overview

\$0.064

Share Price
(as at 15/8/2025)

226.2m

Shares on Issue

\$14.7m

Market Cap

\$10.1m

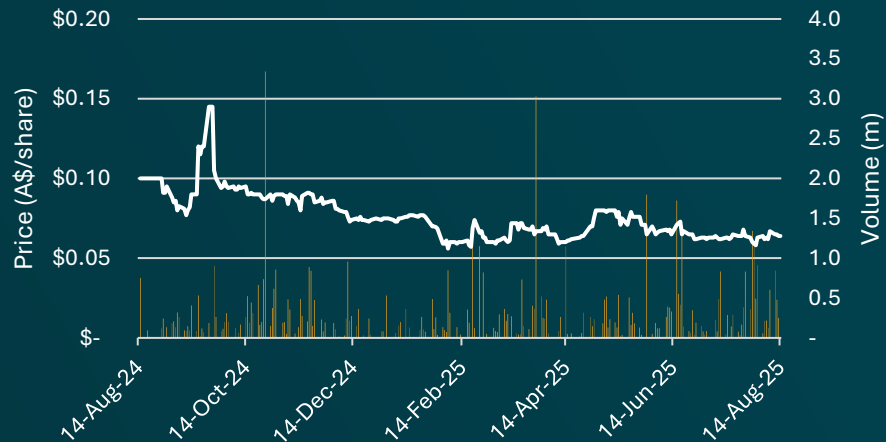
Enterprise Value

20.3m

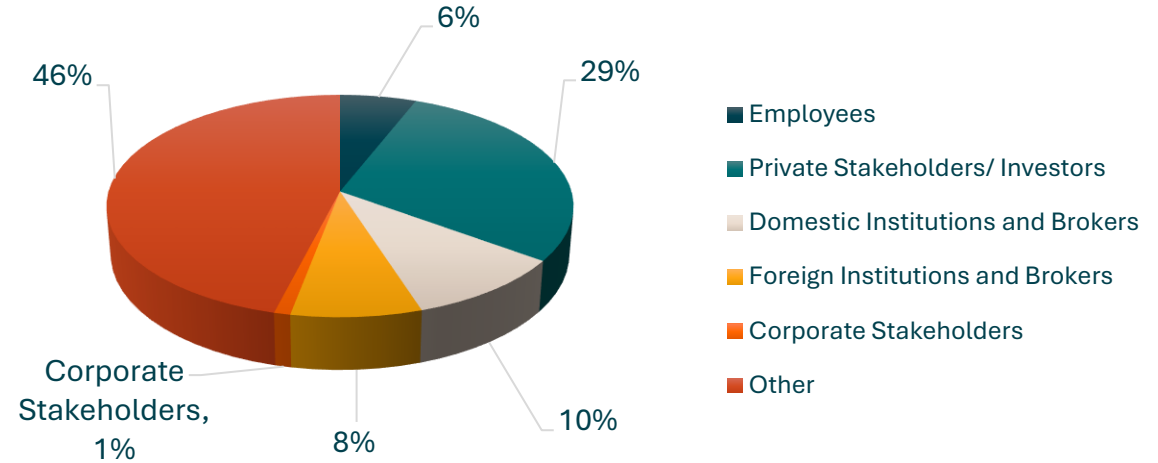
Unquoted-Quoted Options
(Avg exercise price of \$0.25)

\$4.8m

Cash
(as at 31/7/2025)



Shareholders



Institutional Shareholders

Dynamic Funds®

1832 Asset Management L.P.



Experienced Board



Caoilin Chestnutt

Non-Executive Chair

A geologist by profession, Caoilin Chestnutt has spent almost 30 years in the resources industry leading global technical and transactional teams with strong experience in discovery, strategy, mergers and acquisition and deal structuring across multiple commodities.

Her prior roles include Head of BD at BHP and Exploration Manager at Arrow Energy and Xstrata. Caoilin is currently the Head of Technical Services at Thiess.

Caoilin is the Deputy Chair of Critical Minerals at the Queensland Exploration Council.



Matthew Boyes

Managing Director

Matthew Boyes is an experienced Geologist and Managing Director, with over twenty-eight years' international experience encompassing company management, mine geology, mine development, capital markets and business development.

Matthew has managed successful exploration teams across WA, London, the US, Brazil and Argentina.



Michael Pitt

Non-Executive Director

Michael Pitt is an experienced mining executive, having previously co-founded New Century Resources (ASX: NCZ), held the position of VP Business Development with Sibanye-Stillwater (JSX:SSW), and multiple years in strategic roles within BHP.


He is currently the Head of Development for Broken Hill Mines, a private Australian company who owns the RASP Zn-Pb-Ag mine in Broken Hill and is re-developing the nearby, high-grade Pinnacles Ag-Pb-Zn mine out of C&M



Richard Hacker

Non-Executive Director

Richard Hacker is an experienced mining finance executive, having been a key member of the Chalice Mining Limited (ASX:CHN) executive team over the last 17 years, as Chief Financial Officer and GM Commercial and Strategy. He has played key roles as an executive or director in other leading exploration and development companies, including Liontown Resources (ASX: LTR) and DevEx Resources (ASX: DEV).



Bruce Kendall

Non-Executive Director

Bruce Kendall has over 30 years' experience in managing mineral exploration from grass roots through to advanced brownfields projects, near mine exploration, resource definition and feasibility studies as well as holding corporate management roles with companies such as AngloGold Ashanti, Independence Group, Jabiru Metals and Chalice Mining. He played key roles in several discoveries including the world-class Tropicana gold deposit for which he was the joint recipient of AMEC's Prospector of the Year Award in 2012, the Julimar PGE-Ni-Cu deposit and the Coyote Gold Deposit.

St George Gold-Antimony Project Overview



Multiple **high-grade Gold & Antimony targets** with extremely high-grade Antimony in rock chips & first pass exploration commencing immediately



Historical artisanal open cut production of **60T at 60% Antimony¹** & no prior systematic exploration across the project



Located near Pacgold's flagship Alice River Gold Project and **excellent associated infrastructure**



Pacgold has a right to earn & acquire **up to 100% interest** in the project over three stages

¹ Historical reports Queensland Government mining journal 1968, "St George Antimony Mine Mitchell River By K.R. Levingston B.Sc District Geologist

St George Gold-Antimony Project

ST GEORGE ANTIMONY MINE

- Historical production of 60T grading 60% of Antimony¹ from artisanal open cut workings
- No prior systematic exploration

EXTREMELY HIGH ANTIMONY GRADES

- Rock chips & mapping in Au-Sb rich structurally controlled veins, significant rock chips included;
 - 49.40% Sb** and **0.05g/t Au** (SG250704)
 - 66.60% Sb** and **0.01 g/t Au** (HRX10212)
 - 16.35% Sb** and **10.1 g/t Au** (HRX10086)
 - 28.10% Sb** and **0.01 g/t Au** (HRX10161)
 - 51.90% Sb** and **NSA for Au** (HRX10208)
 - 8.82% Sb** and **2.05 g/t Au** (HRX10151)

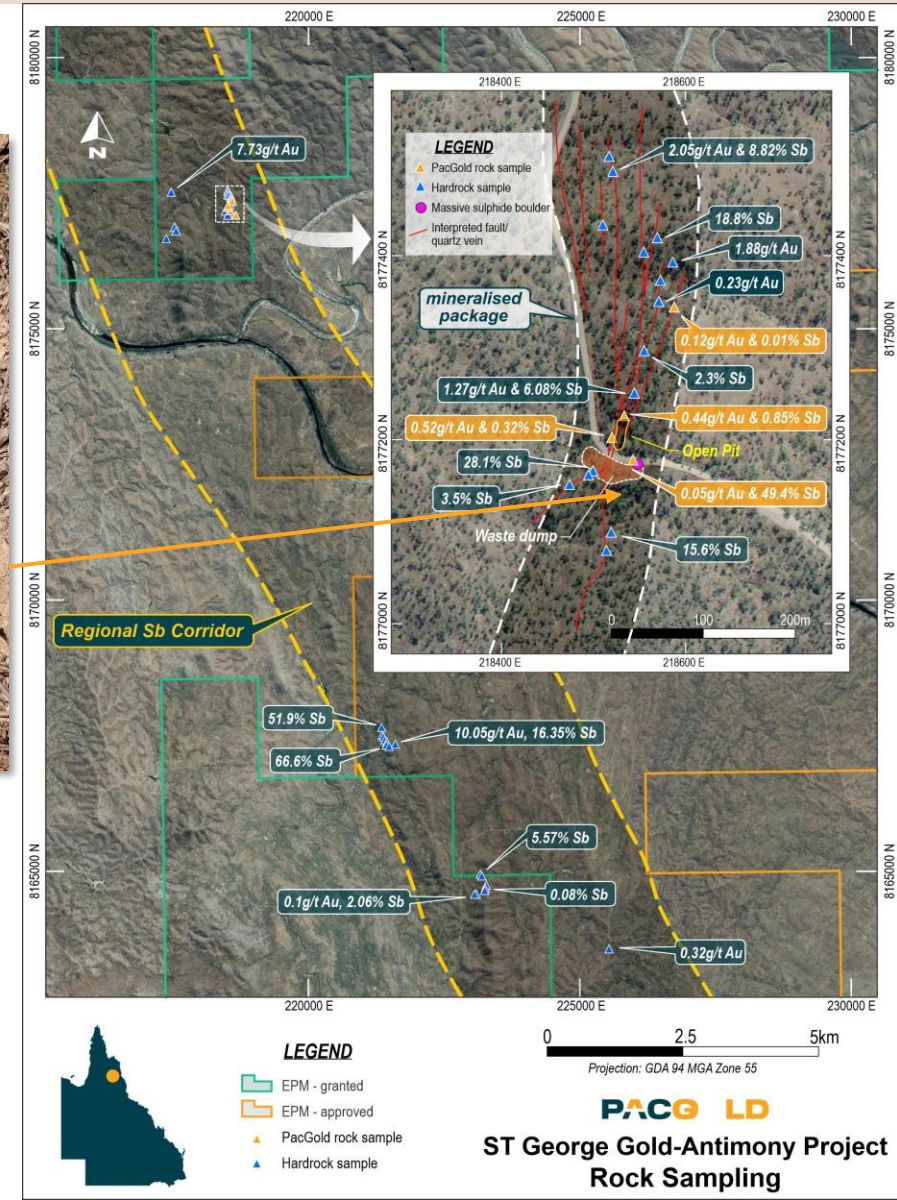


MULTIPLE HIGH-GRADE GOLD & ANTIMONY TARGETS

- Multiple occurrences historically reported
- Poppy Prospect** located 2km west of St George mine reported up to **112g/t Au** and **17.5% Sb**²

FIRST PASS EXPLORATION COMMENCING IMMEDIATELY

- Mapping, geophysics, soil geochemistry & drilling by Q4 2025
- Heritage Clearance completed with >500m strike extent drill ready



¹ Historical reports Queensland Government mining journal 1968, "St George Antimony Mine Mitchell River By K.R. Livingston B.Sc District Geologist

² Historically reported by Minplex Resources Pty Ltd, Qld Government GSO Open Data Portal CR14836 for ATP3545M

All exploration results first reported by PacGold on 18 August 2025. The Company confirms there is new information or data that materially affects the information in the announcement.

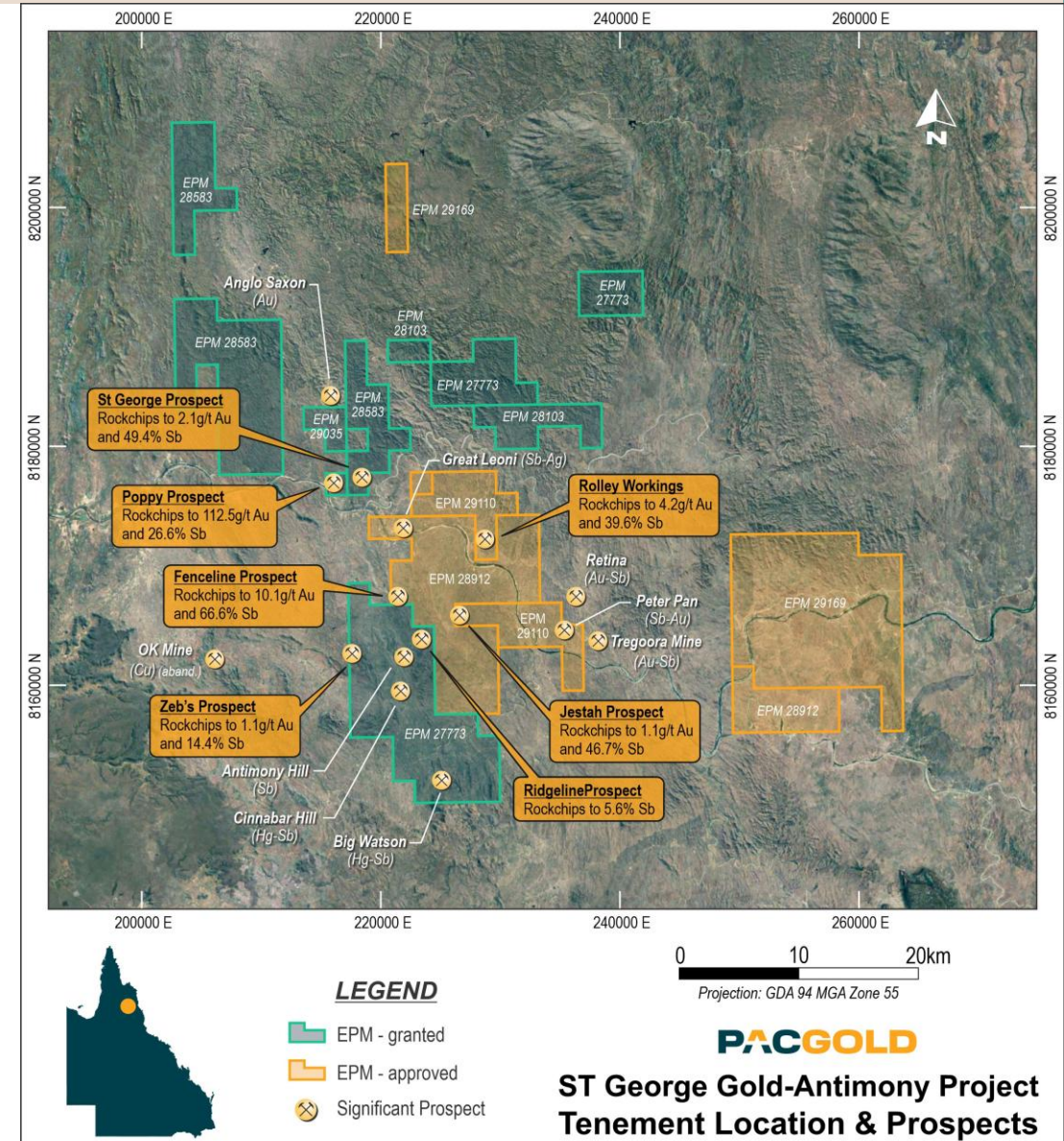
St George Gold-Antimony Project

Staged Farm-In and Joint Venture Project¹

\$200,000 in cash and 10 million PGO shares in return for the right to earn and acquire **up to 100% interest** in the Project over three stages:

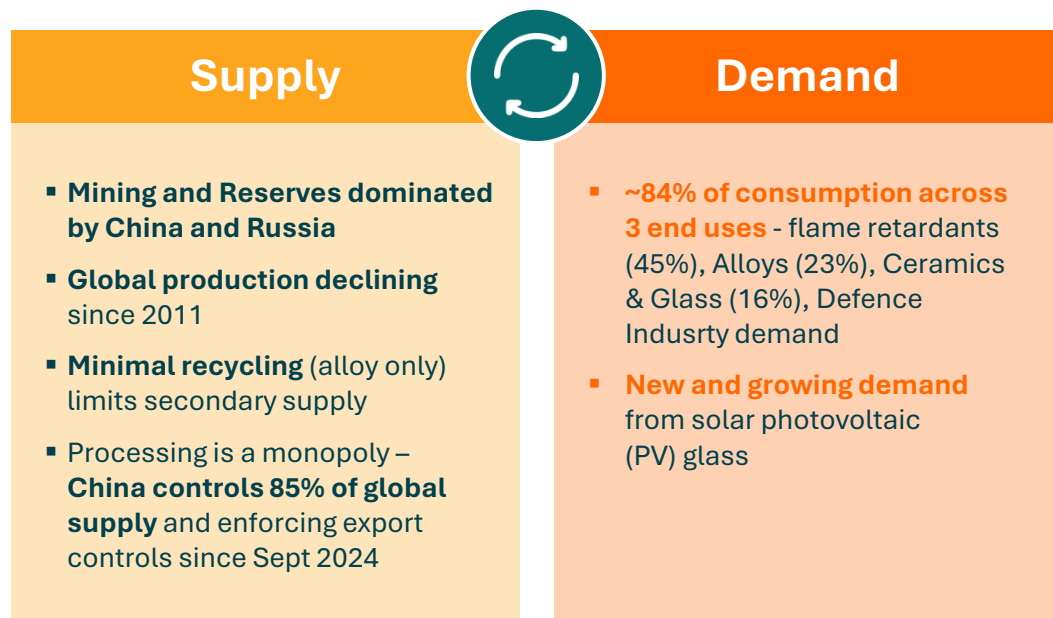
- **Stage 1 Interest (51%):**
 - expending not less than \$250,000 within the 12-month period from Settlement Date, and
 - not less than \$1,500,000 within the 24-month period from Settlement Date
- **Stage 2 Interest (29%), for aggregate 80%:**
 - Completion of a BFS on a Mineral Resource >200,000oz AuEq on or before 22 August 2031; and
 - Granting a 2.5% NSR royalty on antimony and a 1.5% NSR royalty on gold
- **Stage 3 Interest (20%), for aggregate 100%:**
 - Electing to acquire the Stage 3 Interest within 1 year from the date the Company acquires the Stage 2 Interest; and
 - Paying an amount as determined by an independent expert agreed by the parties.

¹ ASX Announcement 18 August 2025 - Farm In Agreement to acquire St George Gold-Antimony Project North Queensland



Antimony: A global supply-driven crisis

Price has quadrupled since early 2024 to ~**US\$60,000/t** as the market moves into a deep deficit

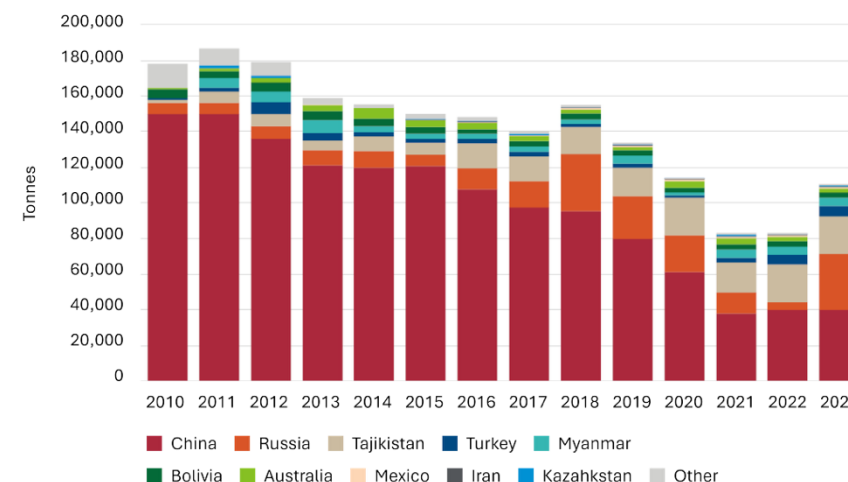


Source: RFC AMBRIAN Antimony Commodity Report February 2025

Antimony Price 2006 to 2025 (US\$/tonne)



Global Antimony Mine Production by Country 2010-2023

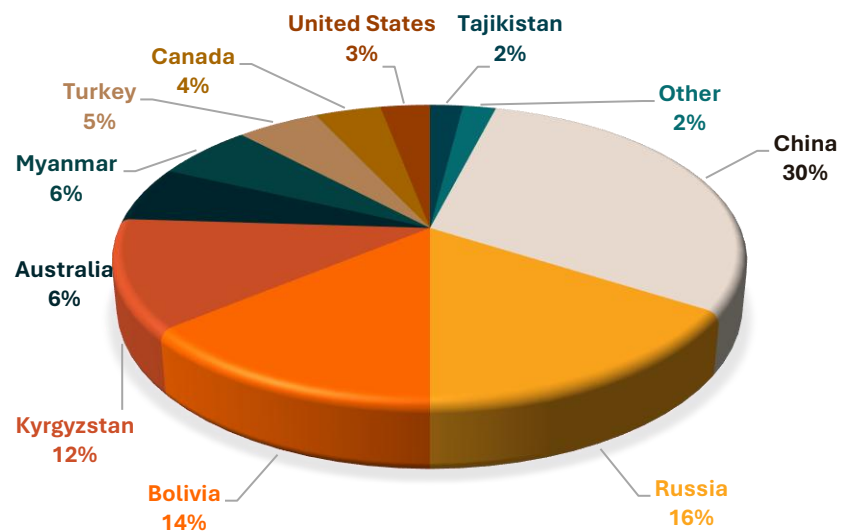


Source: USGS, RFC Ambrian estimates

Antimony: An opportunity for new discoveries in stable jurisdictions

Strategic & Critical: Antimony is on the official critical minerals lists of Australia, the US, and the EU.

Global Antimony Reserves 2023



High antimony prices and a critical need for non-Chinese supply



Australian deposits offer potential to be highly strategic to end-users seeking to diversify supply chains.



Project Pipeline is Empty

Global shortage of new development and exploration projects
Western economies urgently seeking reliable supply outside of China and Russia.



Why It Fits Our Portfolio

Antimony and gold commonly occur together
Leverages our exploration expertise to create value in a high-price environment.

Global and Chinese Antimony Demand by End Use

Antimony End Use	Chinese 2023	Global 2023
Flame Retardants	50%	45%
Glass and Ceramics	25%	16%
Alloys	9%	23%
Polyester Catalysts	9%	6%
Other	7%	10%

Source: RFC AMBRIAN Antimony Commodity Report February 2025

Alice River Flagship Gold Project Overview



The Alice River Gold Project comprises >30km of strike of prospective gold targets within **377km² of granted exploration permits** and eight granted mining leases.



The project has **excellent associated infrastructure**, including an airstrip, camp, offices and sealed roads to within 100km of the project.

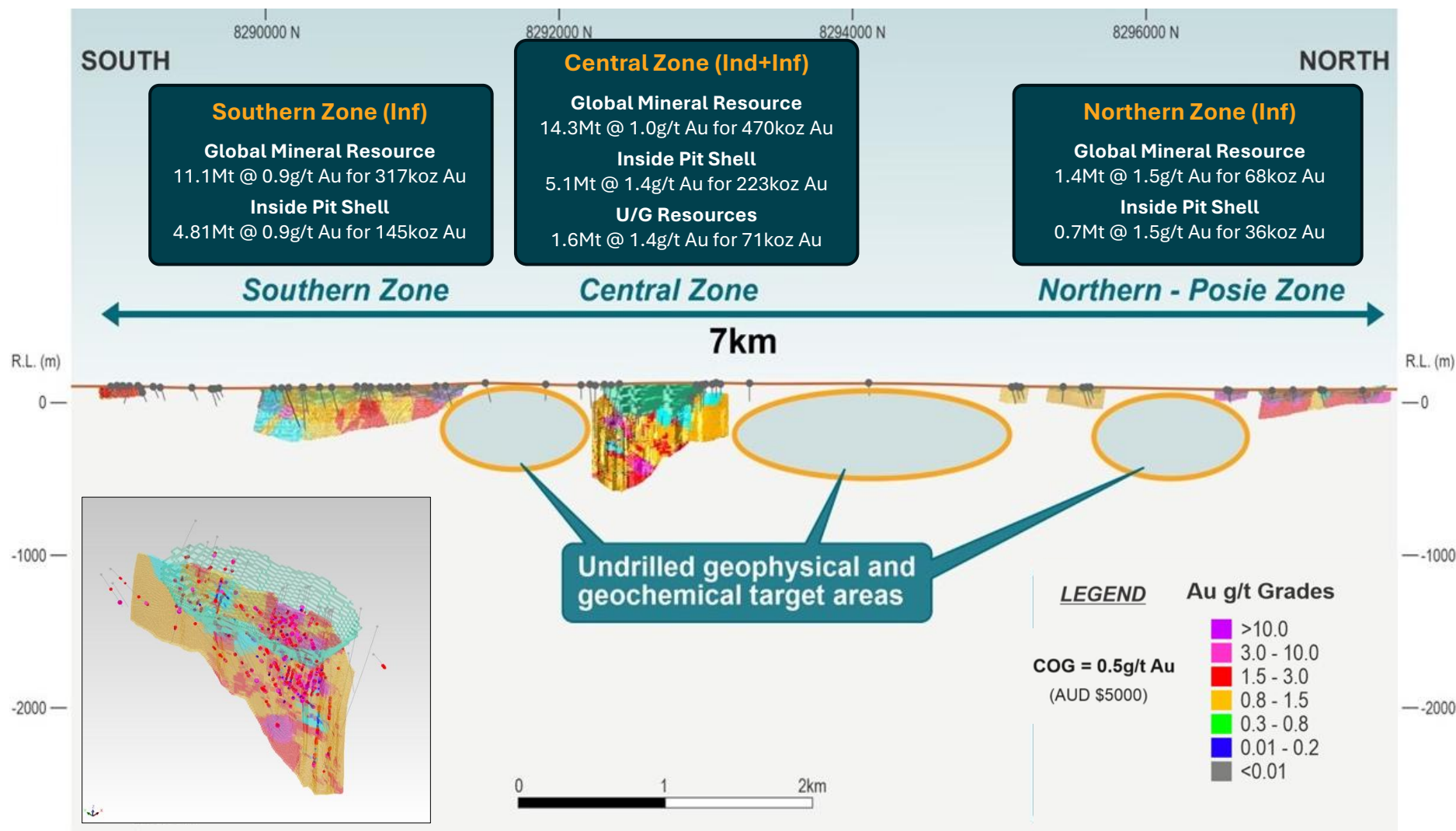


Alice River is an **intrusive related gold system** similar to other deposits including Hemi and Fort Knox.

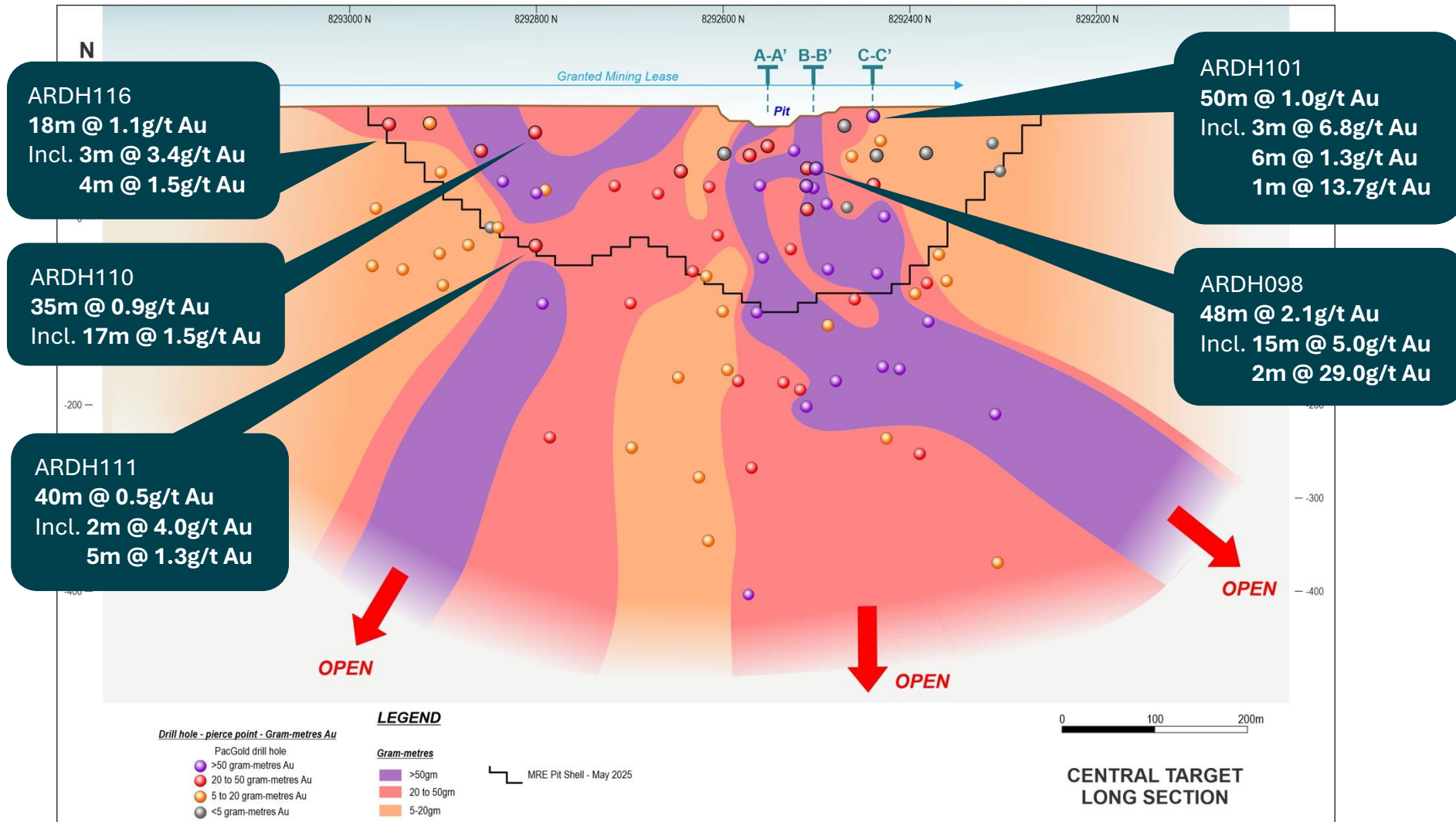


Pacgold has defined a **maiden Mineral Resource Estimate** and is currently undertaking a major drill campaign over the full 30km strike.

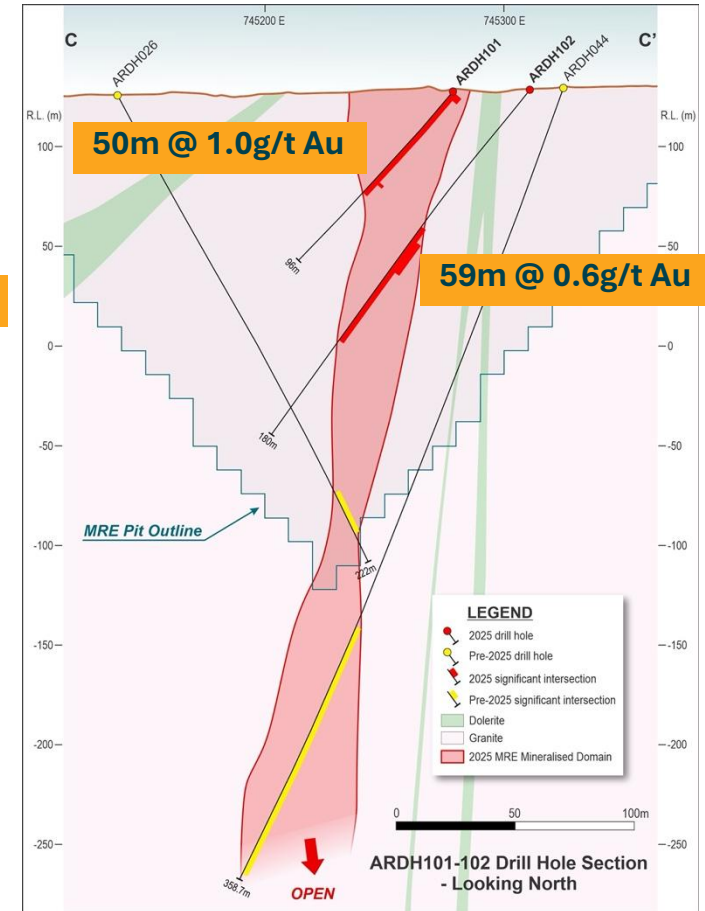
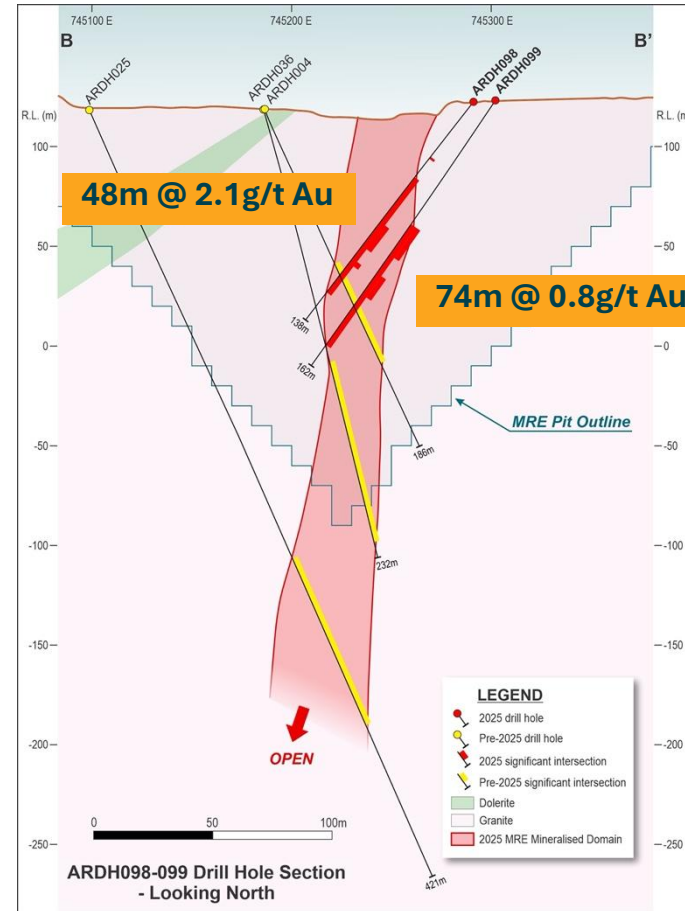
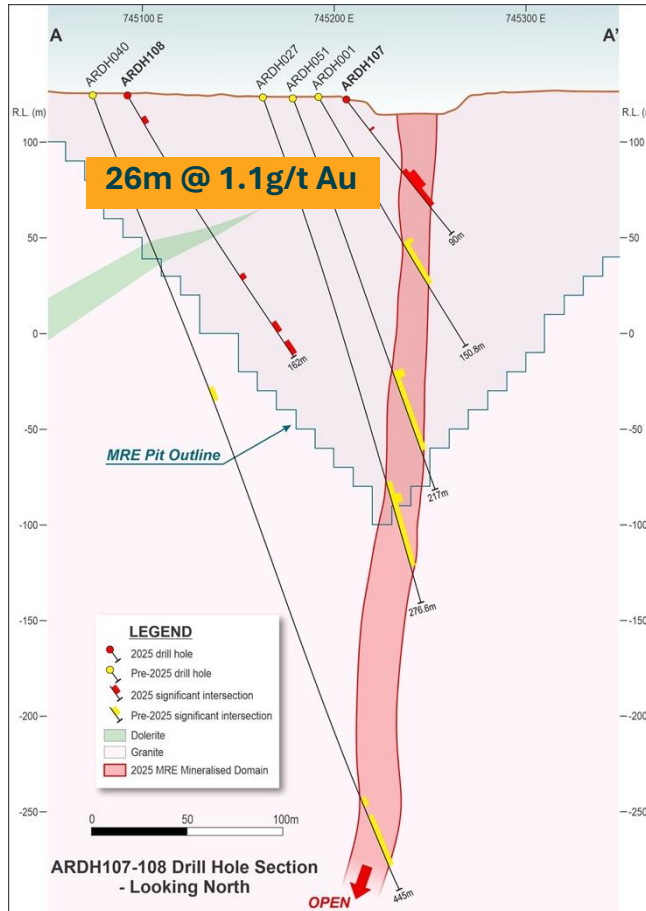
Maiden mineral resource demonstrates compelling upside



Recent Drilling Enhances Central Zone

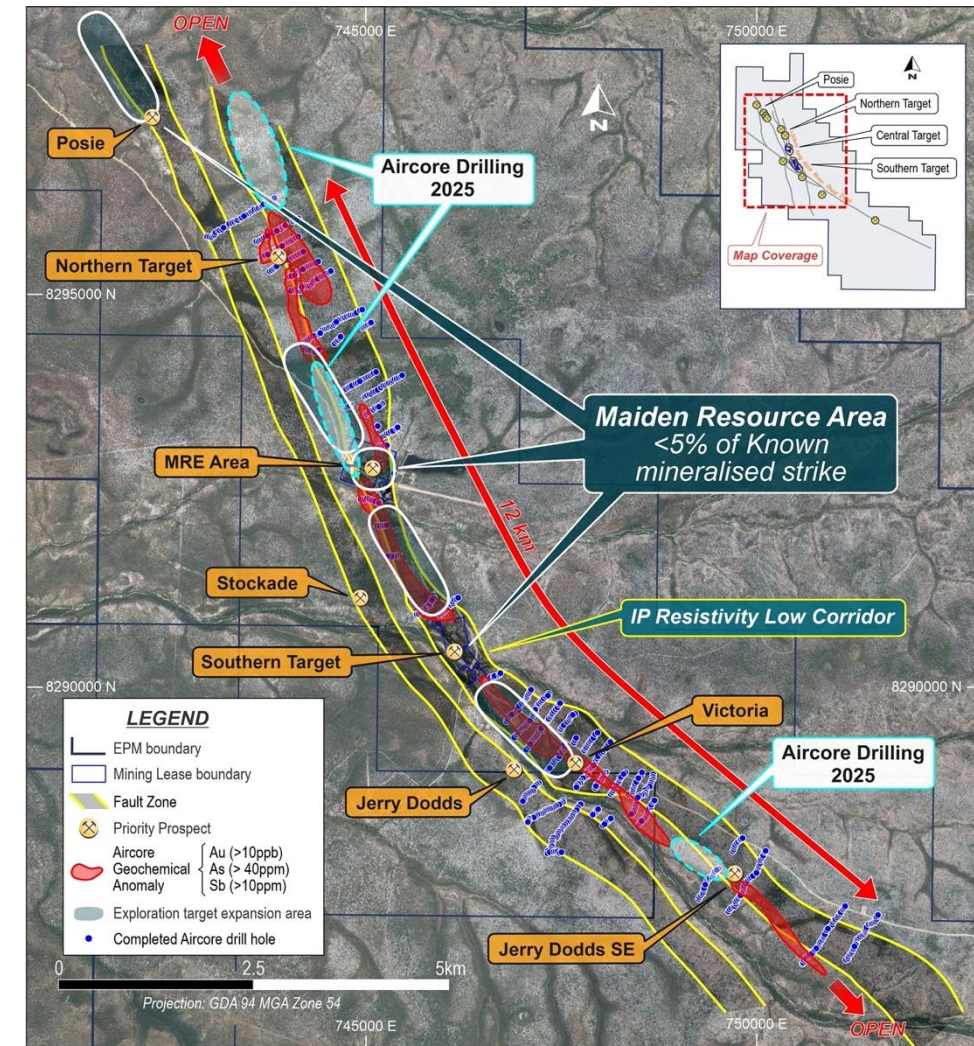


Central Zone Cross Sections – Mineralisation Open



Alice River Gold Project – Strong Foundation Established

- District scale gold province in Northern Queensland
- PGO was the first explorer to drill for 20 years along the Alice River Fault Structure
- In excess of 30km of known mineralised structural trend identified to date with 377km² of mining and exploration licences under management
- Less than 5% of total strike drill tested to date, only 38,000m of drilling completed to date
- Maiden MRE demonstrated upside potential
- Bulk tonnage IRGS support very profitable long-life operations, company making assets
- RC drilling recommenced in April 2025.
Diamond and aircore drilling advancing in Q3





Systematic Growth



Major drilling programme now underway



12,000m+ RC drilling to be completed by September 25, further targeting and programme extension post results




Diamond and Aircore programmes to commenced and will be completed early September, White Lion Geophysics and Drilling Mid September



Targeting resource growth and demonstration of regional potential for growth



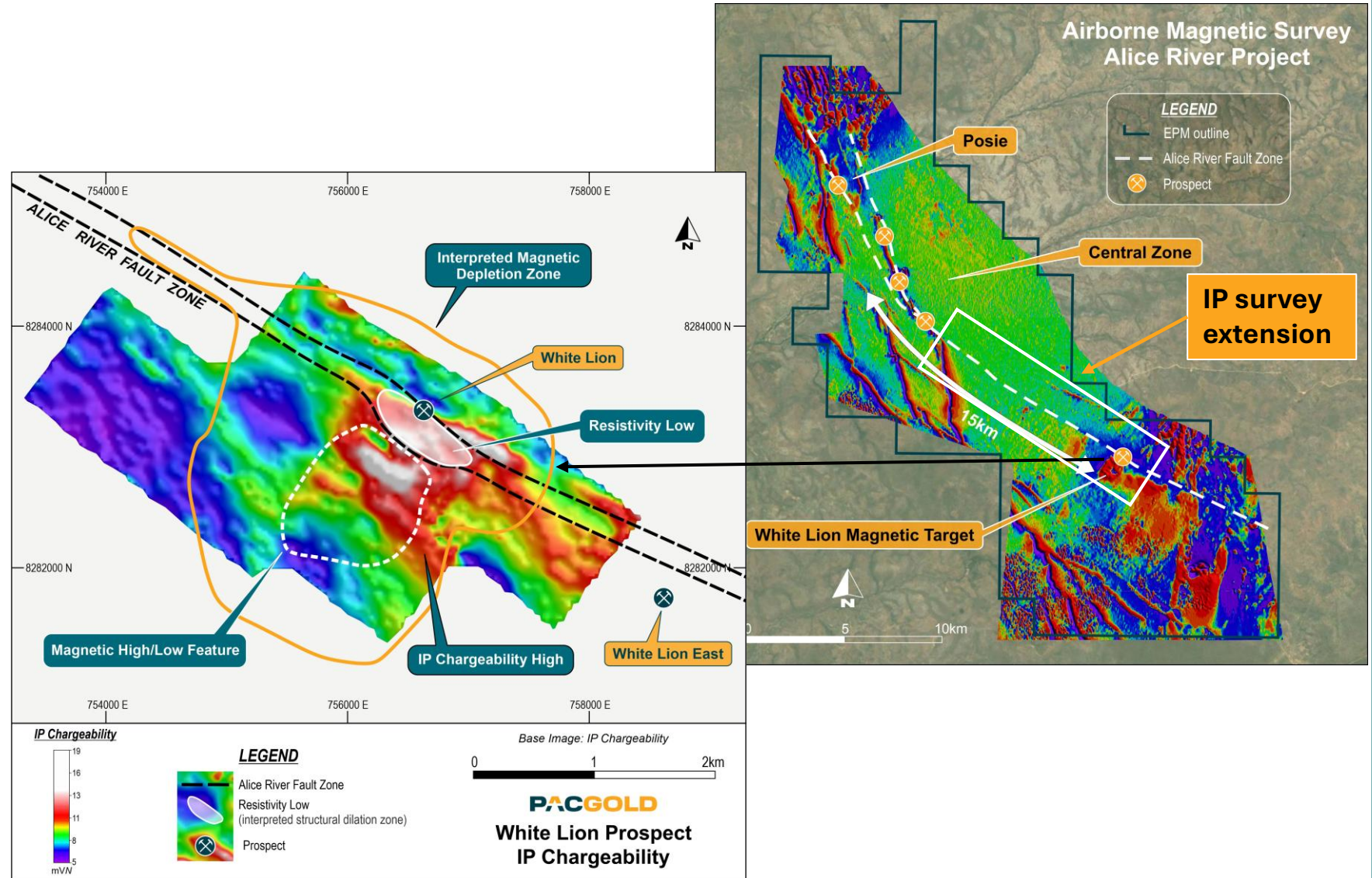
Increase drill density and cover as much strike of known anomalies as possible during season



8 months of continuous drilling

Exploration Upside and Regional Scale

- Regional Aeromagnetic survey consistently highlights Alice River Fault Zone (ARFZ)
- White Lion anomaly¹ previously identified now shown to be coincident with Au at surface and IP chargeability anomaly
- IP pole dipole and gradient array survey underway results expected late August
- Drilling planned for commencement mid September
- IP to be completed over remaining southern strike extent to complete regional targeting over ARFZ



Exploration in 2025 – Proven Model

PGO strongly believes that Alice River has the potential to host multi-million ounces of gold

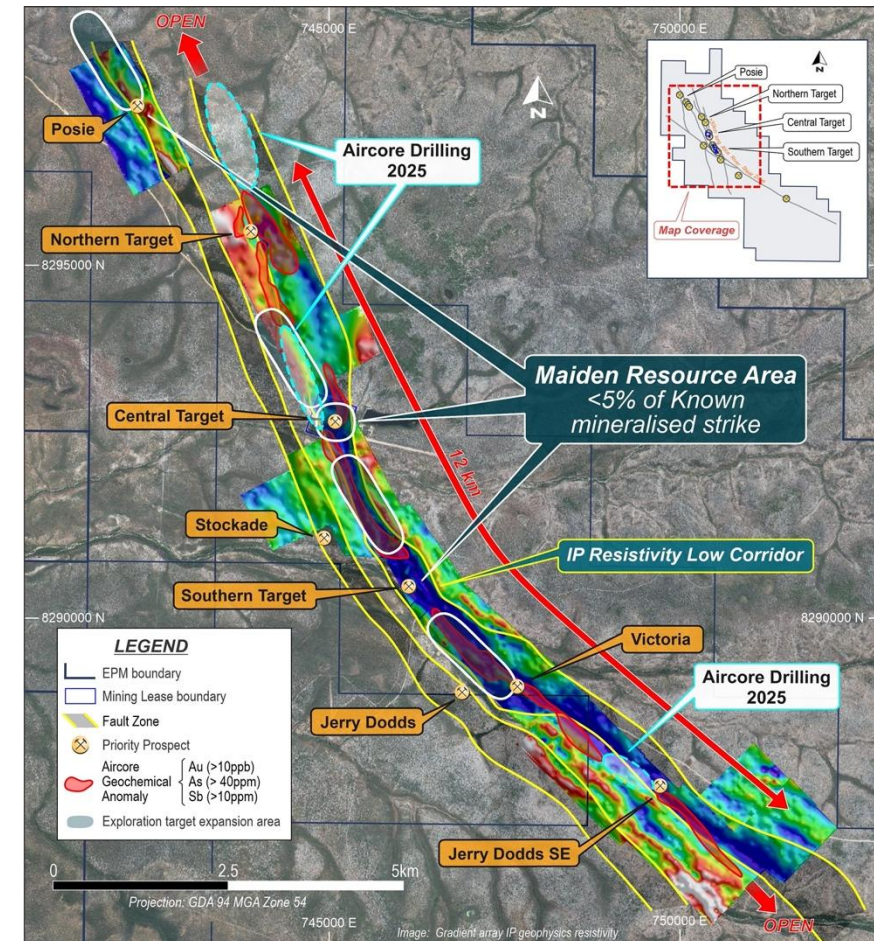
Having outlined a major intrusion-related gold system at Alice River, PGO plans the following for 2025:

Recommended drilling in April 2025 with RC and Aircore drilling over previously delineated targets

Follow the proven model, excellent success with coincident Geophysical and Geochemical anomalies

Key priority targets for assessment over 30km of strike:

- The Shadows
- Southern target
- Victoria
- Posie
- White Lion



Why Invest in Pacgold?



Control an Entire Gold Belt, 900koz already delineated

Pacgold controls a fertile structure over 30km strike length, with excellent infrastructure to support activities, Exposure to multiple high potential projects New Gold Province being developed and now with exposure to Antimony



Active Exploration Program-Proven Model

Pacgold has commenced an aggressive extensive exploration program across all of 2025, Adopting proven exploration model Resource expansion key goal



Gold Price Leverage

Pacgold offers exposure to record high AUD gold price



Experienced Management

Pacgold's new Board & management team has experience to deliver value for shareholders

Maiden MRE Table

Open Pit Mineral Resources - Inside Pit Shells (AUD 5000)

Model	COG	Indicated			Inferred			TOTAL		
		Tonnes (kT)	Grade (g/t Au)	Metal (Oz Au)	Tonnes (kT)	Grade (g/t Au)	Metal (Oz Au)	Tonnes (kT)	Grade (g/t Au)	Metal (Oz Au)
Central	0.5	3,872	1.5	184,000	1,215	1.0	39,000	5,087	1.4	223,000
South	0.5	-	-	-	4,807	0.9	145,000	4,807	0.9	145,000
North	0.5	-	-	-	728	1.5	36,000	728	1.5	36,000
Sub-Total	0.5	3,872	1.5	184,000	6,750	1.0	220,000	10,622	1.2	404,000

UG Mineral Resources (Lode F1A Bulk Zone, to -300m RL)

Model	COG	Indicated			Inferred			TOTAL		
		Tonnes (kT)	Grade (g/t Au)	Metal (Oz Au)	Tonnes (kT)	Grade (g/t Au)	Metal (Oz Au)	Tonnes (kT)	Grade (g/t Au)	Metal (Oz Au)
Sub-Total	0.8	846	1.7	45,000	699	1.1	25,000	1,545	1.4	71,000
TOTAL		4,718	1.5	229,000	7,449	1.0	245,000	12,167	1.2	474,000



Company Contact:

Matt Boyes

Managing Director & CEO

mboyes@pacgold.com.au

+61 (0) 498 189 338

Investor & Media Queries:

Jason Mack

Whitenoise Communications

jason@whitenoisecomms.com

+61 (0) 400 643 799

August 2025

Investor Presentation

ASX: **PGO**

pacgold.com.au